



ART115. 35013 Drawing 1

Course Syllabus

Credits/Units: 5

Quarter: Winter 2023

Dates: 01/03/2023 - 03/17/2023

Class Time and Meetings: Mon/Wed. 2:40pm - 5:30pm

Class Room Location Whitehorse Hall, WHI 300 Lab

Instructor: Ayad Almissouri (he/him)

Email: aalmissouri@everettcc.edu

Website: <https://www.ayadalmissouri.com/new-page>

Office hours: Monday's and Wednesdays 5:30pm – 6:00pm

Fridays 1:00pm - 4:00pm

Course Description:

Introductory course emphasizing principles and elements of the visual arts as seen in drawing. Development of observational drawing skills in the use of linear perspective, line, shape, value, space, proportion and scale. Primary medium used is charcoal. Faculty guided exercises including the role of drawing as a tool in other visual disciplines, style, history, and vocabulary. This drawing introduction level course will examine observation as a tool of discovery, exploring traditional and conceptual ideas. Exploring different materials, techniques, and practices to examine visual observation. This is a studio-based course, which means time will be utilized towards creating work during the quarter. Students will not be required to take a mid-term or final examination for this course.

Student Learning Objectives:

- Demonstrate skills in representational drawing including line, shape, value, space, scale and proportion.
- Describe the elements and principles of art.
- Apply the rules and principles of linear perspective to the visible and the imaginary world.
- Recognize the vocabulary of the visual arts in reference to drawing.
- Analyze the creative process and its role in thinking skills.
- Apply the use of drawing as a tool for other visual disciplines.
- Recognize the major styles of art as exhibited in drawing.
- Create a body of work using traditional materials and subject matter through instructor guided exercises.
- Discover the difference between perceptual and analytical thinking modes.

Course Prerequisites: None

Required Textbook: None

Recommended Textbooks:

- Vitamin D: New Perspectives in Drawing, December 1, 2005, By Emma Dexter



- Drawing on the Right Side of the Brain: The Definitive, 4th Edition, April 26, 2012, by Betty Edwards
- The Natural Way to Draw: A Working Plan for Art Study, February 1, 1990, By Kimon Nicolaides
- Art Fundamentals: Theory and Practice 11th ed.” by Otto G. Ocvirk
- Drawing from Observation: An Introduction to Perceptual Drawing 2nd Edition
- Link: http://www.brian-curtis.com/text/pdf_link_files/dfo_selected_pagespreads_cover.pdf

Course Requirements:

To accomplish the learning outcomes of this course, students are required to

- Attend and participate in class lectures and activities.
- Attend and participate in individual and group critiques.
- Complete all assigned Drawings during the course of the quarter, which may include outside homework.

Attendance and Participation:

Attendance is required at each class meeting. I will keep a record of attendance for each student. All scheduled in class critique dates throughout the quarter are required for online attendance. Meaning that students must be present during the live critique dates presented on the Course Calendar. Also not attending class does not relieve a student of the responsibility for work covered or assigned. If students need additional help during or after class, please let me know beforehand, and not a day before the scheduled critique dates.

Drawing Assignments:

All drawing assignments given during the quarter are due on the designated day. Late work will be lowered one full letter grade for each class period after the assigned due date. Extenuating circumstances will be considered on an individual basis. Please make sure to submit your completed drawings to your instructor before the assigned critique date.

Sketchbooks:

During the beginning of the quarter students should purchase a sketchbook at the Blick Art Materials store, or any other retailer. As a part of your creative process, I would highly recommend purchasing a sketchbook for the quarter to help create sketches, create color swatches, collect photographic references, etc. Keep in mind that sketchbooks will be graded as a part of your overall final grade.

Critiques/Presentations:

During the quarter I will assign critique dates to present as a group, which will be conducted in person only. Students are expected to fully participate in scheduled group critiques. Assigned work must be completed for consideration in critiques. Incomplete drawings will not be accepted and will affect final letter grades. Time will be selected for adjustments between



critiques and final due dates. Informal, small group critiques will be held periodically throughout the quarter to help familiarize students with the process of critical analysis, developing how to verbally communicate terms and information introduced in the classroom. Students who are not present during critique due dates may submit their work as “late”, accepting that they will receive half of the total grade awarded.

Critique Format: *(Here are some questions you might want to talk about before you present your drawings).*

1. Discuss your process from start to finish, was your first initial idea clear or did it change during your process?
2. What sort of ideas were you thinking about, and how did you go about researching your photo reference? And where?
3. How do you feel about your drawing now; would you make any changes? You may ask questions for suggestions or to bounce off ideas.
4. How constructive was the criticism from your instructor and students when discussing your work, did the feedback help your perspective on your drawing?
5. When self-reflecting back on your work, would you have chosen a different direction or solution?

Course Evaluation and Grading: Course grades will be assigned on the basis of 100% distributed as follows:

1. Gesture and Contour Drawing assignment- 15%
2. Ellipses, Eye Level, Cross Contour/ Texture Drawing assignment- 15%
3. Scale and Proportion / Positive/Negative Relationships Drawing assignment- 15%
4. Illusion of Depth / Systems of Depth and Linear Perspective Drawing assignment - 15%
5. Fibonacci Sequence / Composition Drawing assignment- 15%
6. Sketchbooks: 10%
7. Attendance and Participation- 15%

Grading Scale:

Grade:	Scale:	GPA
A	94-100%	4.0
A-	90-93.0%	3.70
B+	87-89.9%	3.30
B	84-86.9%	3.00
B-	80-83.9%	2.70
C+	77-79.9%	2.30
C	74-76.9%	2.0
C-	70-73.9%	1.70
F	0-69.9%	0.0



Academic Misconduct:

Within any academic environment, students are responsible for their own academic achievements which may include integrity, honesty, respect, accountability, and responsibility. Students who submit someone else's work as your own without acknowledgement, copying or attempt to copy other students work of art during an assignment, collaborating with another individual person without prior approval from the instructor is considered cheating/plagiarism. Students are always expected to conduct themselves with civility and respect, any misconduct and or dishonesty will not be tolerated. If your instructor discovers any work that has been plagiarized from a different source or has been discussed during the critique as their own, you will automatically receive a "F letter grade" for the assignment and will fail the entire course.

Canvas online introduction: https://www.youtube.com/watch?v=Zk_u6cVpgHU (Links to an external site.)

Tips and guidelines on documenting your artwork:

Here are some helpful tips and guidelines on photographing your thumbnail sketches, in-progress, and completed work.

Check out these videos for more helpful tips:

- <https://www.aftrart.com/blog/documenting-artwork-iphone> (Links to an external site.)
- [How to photograph your art](#) (Links to an external site.)

Tips and Guidelines #2: Uploading Digital Files to Canvas and Converting document/image files to PDF.

Here are some tips and guidelines on uploading digital files to Canvas:

- When uploading image files, please make sure that your images are in JPG, JPEG, PNG, or PDF format.
- When uploading document or text files, please use PDF, Docs, Docx, or PowerPoint format. If you are using Google docs, please make sure your file is saved as PDF or Docx and make an attachment of the saved file to Canvas. In other words, please do not copy/paste Google Docs LINK directly to Canvas.

Below links are some options for one's phone that transform a photo into a PDF. The one that should work with the smartphone version of Outlook (Your school email using Office365) is called Office Lens. You can sign in and use this one with your school email, pretty easily.

Another is called Genius Scan; I've been using it successfully for many years now and it is the BEST app for transforming a photo or multiple photos into a PDF on your smartphone or tablet.

I highly recommend this one. You can download it through this

link: <https://thegrizzlylabs.com/genius-scan> (Links to an external site.)

Here's how to download Office Lens for iPhones:

- <https://apps.apple.com/us/app/microsoft-office-lens-pdf-scan/id975925059> (Links to an external site.) (Links to an external site.) for Android phones:



- https://play.google.com/store/apps/details?id=com.microsoft.office.officelens&hl=en_US (Links to an external site.)
- Here's how Office Lens works: <https://support.office.com/en-us/article/office-lens-for-windows-577ec09d-8da2-4029-8bb7-12f8114f472a> (Links to an external site.)

Submitting Work: How to upload completed Drawings on Canvas.com

<https://www.youtube.com/watch?v=6L6hqXPqPoQ&feature=youtu.be> (Links to an external site.)

Art Supply Kits: You may purchase the following required supplies in a complete kit at The Artful Touch [Links to an external site.](#), 12437 116th Ave NE, Kirkland, WA 98034. NOTE: If you purchase ahead of term, The Artful Touch [Links to an external site.](#) has offered to deliver your kit to class the first day of the class. They also offer free curbside pickup or home delivery with shipping costs.

Link: <https://anartfultouch.com/almissouri-115-drawing-i-winter-2023-1/> [Links to an external site.](#)

Link: <https://anartfultouch.com/kits/everett-community-college/>










- Rough newsprint pad 18x24
- Charcoal drawing pad 18x24
- Spiral-bound Sketch Book 11x14
- Vine Willow Charcoal assortment
- Compressed Charcoal 2B, 4B, 6B
- Charcoal Pencil 6B Xtra Soft
- Chamois
- Staedler Mars White Plastic Eraser
- Factis Mechanical Eraser
- Kneaded Eraser
- Blending Stumps set of 3
- (2) Bulldog Clips
- C-thru Graph Ruler 18" x 2"
- Sandpaper Lead Pointer
- Pencil Sharpener
- Graphite Drawing Pencils: woodless 2B & Tombow 2H, 4B, 6B
- Uhu Glue Sticks






Art Supply Stores:

- Artful Touch / 12437 116th Ave NE, Kirkland, WA 98034 / 425-823-2336
- Dick Blick / 1600 Broadway Seattle, WA 98122 / 206-324-0750
- Artists & Craftsman Supply / 4350 8th Ave NE, Seattle, WA / 206-545-0091

Item Descriptions:	Quantity:	Image:
--------------------	-----------	--------

<p>Strathmore 400 Series Drawing Paper Pads, 80lb, 14in x 17in -Blick Link: https://www.dickblick.com/items/strathmore-400-series-drawing-paper-pad-14-x-17-24-sheets/ -Amazon Link: https://www.amazon.com/dp/B000A7JFU/?coliid=I3553S60A510XP&colid=13W8YO72FUECX&psc=1&ref=lv_ov_lig_dp_it</p>	1	
<p>Strathmore 300 Series Newsprint Pad - Smooth, 50 Sheets, 18" x 24" -Blick Link: https://www.dickblick.com/items/strathmore-300-series-newsprint-pad-smooth-50-sheets-18-x-24/ Strathmore 300 Series Newsprint Paper Pad, Tape Bound, 18x24 inches, 100 Sheets (32lb/52g) -Amazon Link: https://www.amazon.com/Strathmore-Newsprint-Rough-Bound-Sheets/dp/B000KNLQDC?th=1</p>	1	
<p>Strathmore Medium Drawing Spiral Paper Pad 11"X14"-50 Sheets -340110 -Blick Link: https://www.dickblick.com/items/strathmore-300-sereies-drawing-pad-11-x-14-glue-bound-50-sheets/ -Amazon Link: https://www.amazon.com/Strathmore-Drawing-Wire-Bound-Sheets/dp/B00246O6PI?th=1</p>	1	
<p>Coates Willow Charcoal (25 medium sticks) Blick Link: https://www.dickblick.com/products/coates-premium-artists-willow-charcoal/ -Amazon Link: https://www.amazon.com/PH-Coates-Son-1002-Charcoal/dp/B00407GR48</p>	1	
<p>General's Compressed Charcoal, Set of 4 -Blick Link: https://www.dickblick.com/products/generals-compressed-charcoal/ Amazon Link: https://www.amazon.com/dp/B000VXONF4/?coliid=I3DJDNAK5H1TU&colid=13W8YO72FUECX&psc=1&ref=lv_ov_lig_dp_it</p>	1	
<p>Pentalic 2B Woodless Graphite Pencil -Blick Link: https://www.dickblick.com/items/generals-pure-woodless-graphite-2b/ -Amazon Link: (pack of 3) https://www.amazon.com/3pcs-Woodless-Pencil-Set-Charcoal/dp/B08GY15WR5?th=1</p>	1	
<p>Tombow Mono Graphite Pencil 2H -Blick Link: https://www.dickblick.com/items/tombow-mono-professional-drawing-pencil-2h/</p>	1	
<p>Tombow Mono Graphite Pencil 4B -Blick Link: https://www.dickblick.com/items/tombow-mono-professional-drawing-pencil-4b/</p>	1	
<p>General's Charcoal 6B Pencil -Blick Link: https://www.dickblick.com/items/tombow-mono-professional-drawing-pencil-6b-softest/</p>	1	

ProArt Artist Chamois 5x7 -Blick Link: https://www.dickblick.com/items/natural-artist-chamois-approx-5-x-7/ -Amazon Link: https://www.amazon.com/Pro-Art-PRO-C60-Medium-Chamois/dp/B0027A3H6U?th=1	1	
Staedtler Mars Plastic Eraser -Blick Link: https://www.dickblick.com/products/staedtler-mars-plastic-erasers/?clickTracking=true&wmcp=pla&wmcid=items&wmckw=21500-0000&gclid=CjwKCAiA8OmdBhAgEiwAShr406Bypfo9Rf6jUI9TJL1nM_mFOeLk9jAhSFdvJRT_XWU42tLWc_3VvBoC0WMQAvD_BwE -Amazon Link: https://www.amazon.com/STAEDTLER-Plastic-Latex-free-Age-resistant-Crumbling/dp/B00006IFAN	1	
Factic Mechanical Eraser -Blick Link: https://www.dickblick.com/products/generals-factic-mechanical-eraser/ -Amazon Link: https://www.amazon.com/GENERAL-PENCIL-CO-GPBM2-BP-Factic/dp/B01H0GK0F6	1	
General's Kneaded Eraser -Blick Link: https://www.dickblick.com/products/generals-kneaded-eraser/ -Amazon Link: https://www.amazon.com/General-Pencil-GEN-140E-BP-Kneaded-Multicolor/dp/B004AK24EG	1	
Heavy Duty 3" Clips -Blick Link: https://www.dickblick.com/items/x-acto-bulldog-clip-no-4-clips-box-of-12/ -Amazon Link: https://www.amazon.com/X-ACTO-Bulldog-Clips-Inches-Box/dp/B0006VNHIK/ref=asc_df_B0006HVPXS/?tag=hyprod-20&linkCode=df0&hvadid=167159791667&hvpos=&hvnetw=g&hvrnd=10271342639516924026&hvpone=&hvptwo=&hvqmt=&hvdev=c&hvdvcmdl=&hvlocint=&hvlocphy=9033329&hvtargid=pla-117955487526&th=1	3	
Sandpaper Lead Pointer -Blick Link: https://www.dickblick.com/products/staedtler-mars-sandpaper-lead-pointer/?clickTracking=true&wmcp=pla&wmcid=items&wmckw=55712-1012&gclid=CjwKCAiA8OmdBhAgEiwAShr40_PVqGmUQnI9SqBqkBN4TSRo uiRMM0JJIHWQRadbesbaGZE4HmjGohoCqKkQAvD_BwE -Amazon Link: https://www.amazon.com/Sandpaper-Sharpener-Pointer-Children-Students/dp/B076FSDYS1?th=1	1	
Staedtler 2 Hole Sharpener -Blick Link: https://www.dickblick.com/products/staedtler-pencil-grip-two-hole-pencil-sharpener/?fromSearch=%2Fsearch%2F%3Fsearchword%3DStaedtler%20Sharpener%20%5C -Amazon Link: https://www.amazon.com/Staedtler-51020-Metal-Double-Sharpener/dp/B003SA7QYM	1	 Or 
Jack Richeson Stomps Set/3 -Blick Link: https://www.dickblick.com/items/richeson-blending-stumps-pkg-of-3-38-dia/ -Amazon Link: https://www.amazon.com/Jack-Richeson-Blending-Stomps-8-Inch/dp/B00PU5II4A	1	

<p>18" Graph Ruler -Blick Link: https://www.dickblick.com/items/westcott-beveled-plastic-ruler-18-8ths/ -Amazon Link: https://www.amazon.com/Westcott-18-8ths-Beveled-Ruler/dp/B000V59R8K?th=1</p>	1	
<p>UHU Glue Stick -Blick Link: https://www.dickblick.com/items/uhu-stic-glue-stick-075-oz-clear/</p>	1	
<p>Mesh Bag 20x26 -Blick Link: https://www.dickblick.com/items/blick-mesh-zipper-bag-20-x-26/ -Amazon Link: https://www.amazon.com/Art-Alternatives-Vinyl-20X26-Handle/dp/B009ONXZCY</p>	1	
<i>(Provided from your Instructor)</i>		
<p>Blick Bamboo Brush - Size 2 Link: https://www.dickblick.com/items/blick-bamboo-brush-size-2/ -AmazonLink: https://www.amazon.com/Yasutomo-Bamboo-Calligraphy-Brushes-no/dp/B0007ZHH4A/ref=sr_1_6_mod_primary_new?crd=WGUC9ZMEFU MT&keywords=ink+bamboo+brush&qid=1663391390&sbo=RZvf%2F%2FHxDf%2B05021pAnSA%3D%3D&sprefix=ink+bamboo+brush%2Caps%2C139&sr=8-6</p>	1	
<p>Blick Yasutomo Liquid Sumi Ink - 2 oz, Waterproof Link: https://www.dickblick.com/items/yasutomo-liquid-sumi-ink-2-oz-waterproof/ -Amazon Link: https://www.amazon.com/Yasutomo-Liquid-Sumi-Ink-Black/dp/B000AMLR8M/ref=sr_1_5?crd=2OQ047H2DROL9&keywords=Yasutomo+Liquid+Sumi+In&qid=1663392500&sprefix=yasutomo+liquid+sumi+in%2Caps%2C117&sr=8-5</p>	1	

Lab Fees: A lab fee has been added to the tuition cost for this course. This fee pays for technical support, equipment acquisition and maintenance, and some materials for common use. Students are expected to supply the specific materials listed. Art kits are available through The Artful Touch Links to an external site. (Materials may also be purchased individually at other art supply sources.)

Course Calendar:

Week One: Monday January 02, 2023 - Wednesday January 04, 2023

- First Week of Winter 2023 Quarter
- *Monday January 02, 2023 No Classes*
- Informal Introduction to the course, review course syllabus and discuss supply list, in-class drawings and assignments.

Week Two: Monday January 09, 2023 - Wednesday January 11, 2023

- Introduction to the Lecture: Gesture and Contour Drawing assignment.



- In-class Demonstration of Still Life setup.
- Homework Assigned: completed Drawing assignment at home.

Week Three: Monday January 16, 2023 - Wednesday January 18, 2023

- Final Group Critique: Submit completed Drawing and Photographic Reference to Instructor on Canvas before the critique due date.
- Critique Drawing starting at 2:40pm.

Week Four: Monday January 23, 2023 - Wednesday January 25, 2023

- Introduction to the Lecture: Ellipses, Eye Level, Cross Contour/ Texture Drawing assignment.
- In-class Demonstration of Still Life setup.
- Homework Assigned: completed Drawing assignment at home.

Week Five: Monday January 30, 2023 - Wednesday February 01, 2023

- Studio in-class workday Monday January 30, 2023
- Final Group Critique: Submit completed Drawing and Photographic Reference to Instructor on Canvas before the critique due date.
- Critique Drawing starting at 2:40pm.

Week Six: Monday February 06, 2023 - Wednesday February 08, 2023

- Introduction to the Lecture: Illusion of Depth / Systems of Depth and Linear Perspective Drawing assignment.
- In-class Demonstration of Architectural hallways setup.
- Homework Assigned: completed Drawing assignment at home.

Week Seven: Monday February 13, 2023 - Wednesday February 15, 2023

- Final Group Critique: Submit completed Drawing and Photographic Reference to Instructor on Canvas before the critique due date.
- Critique Drawing starting at 2:40pm.

Week Eight: Monday February 20, 2023 - Wednesday February 22, 2023

- Monday February 20, 2023 Presidents' Day Holiday (No Class)
- Introduction to the Lecture: Scale and Proportion / Positive/Negative Relationships Drawing assignment.
- In-class Demonstration of Landscape setup.
- Homework Assigned: completed Drawing assignment at home.



Week Nine: Monday February 27, 2023 - Wednesday March 01, 2023

- Studio in-class workday Monday February 27, 2023
- Final Group Critique: Submit completed Drawing and Photographic Reference to Instructor on Canvas before the critique due date.
- Critique Drawing starting at 2:40pm.

Week Ten: Monday March 06, 2023 - Wednesday March 08, 2023

- Introduction to the Lecture: Fibonacci Sequence / Composition Drawing assignment.
- In-class Demonstration of Landscape / Still Life setup.
- Homework Assigned: completed Drawing assignment at home.

Week Eleven: Monday March 13, 2023 - Wednesday March 15, 2023

- Final Group Critique: Submit completed Drawing and Photographic Reference to Instructor on Canvas before the critique due date.
- **Final Group Critique:** Monday March 13, 2023 at 2:40pm

Support for Students:

Students are encouraged to read the Student Rights and Responsibilities Handbook to be aware of their full scope of rights. Here are a few policies and student support services that are useful for you to know.

Academic Grievance Procedure: If a student has evidence that they have been: Unfairly treated in matters related to grading, course policies or expectations; falsely accused of cheating; or inappropriately penalized for alleged cheating; they may be said to have an academic grievance. Students can approach any member of the campus community whom they trust for guidance on following the formal and informal academic grievance procedures.

Accessibility: In accordance with the Americans with Disabilities Act Policy, EvCC is committed to ensuring that classes are accessible to all students, including those with visible and invisible disabilities. If at any point a student is not able to access the space, content, or experience of a course they should contact the Center for Disability Services (425-388-9272, or cds@everettcc.edu).

Basic Needs: It can be challenging to do your best in class if you have trouble meeting basic needs like safe shelter, sleep, or nutrition. EvCC's food pantry is available for walk-ins and by appointment. Student Emergency Assistance Grants are also available for unexpected emergencies.

Civility: As outlined in the campus civility statement, Everett Community College is committed to providing a safe learning and working environment. The expectation is that all students will



conduct themselves in a civil, respectable and appropriate manner as a responsible member of the college community. The Student Rights and Responsibilities Handbook identifies and describes college expectations, students' rights, and outlines the process for resolving disciplinary matters, including Student Code of Conduct violations. The provisions of the Student Code of Conduct apply to all students whenever they are on the college campus, in college housing, or engaged in college-sponsored activities and functions.

Faith and Conscience Leave: Everett Community College students are entitled to two days of excused absences per academic year (summer quarter through the end of spring quarter) for reasons of faith or conscience or for organized activities conducted under the auspices of a religious denomination, church, or religious organization. Such absences must be requested in writing within the first two weeks of the class or the first week for a late start class and may not incur additional fees for students.

Help with Technology: For help with Canvas, Panopto, or Zoom, contact eLearning at elearning@everettcc.edu or visit the eLearning website. For help with logins, passwords, and email, contact IT at helpdesk@everettcc.edu or visit the IT help desk website.

Non-Discrimination Statement: Everett Community College does not discriminate based on, but not limited to, race, color, national origin, citizenship, ethnicity, language, culture, age, sex, gender identity or expression, sexual orientation, pregnancy or parental status, marital status, actual or perceived disability, use of service animal, economic status, military or veteran status, spirituality or religion, or genetic information in its programs, activities, or employment. The Title IX Coordinator has been designated to handle inquiries regarding nondiscrimination policies and can be reached at 2000 Tower Street, Everett, WA 98201, TitleIXCoordinator@everettcc.edu, or 425-388-9271. For more information on reporting and procedures, see EvCC's Discrimination and Harassment Policy.

Title IX Policy and Procedure: As outlined in EvCC's Title IX Policy, the college recognizes its responsibility to investigate, resolve, implement corrective measures, and monitor the educational environment and workplace to stop, remediate, and prevent discrimination on the basis of sex, as required by Title IX of the Educational Amendments of 1972, Title VII of the Civil Rights Act of 1964, the Violence Against Women Reauthorization Act, and Washington State's Law Against Discrimination, and their implementing regulations. As outlined in the Title IX Procedure, any employee, student, applicant, or visitor who believes that they have been the subject of Sexual Harassment should report the incident or incidents to Everett Community College's Title IX Coordinator: titleixcoordinator@everettcc.edu or 425-388-9271.

Counseling and Student Success: 425-388-9263 College is an exciting and unique time in our lives. It can also bring a great deal of stress from things like family problems, academic expectations, financial responsibilities and relationships. It is important that we all take care of ourselves and that we know where to turn for help. Please know that there are resources available right here on our campus. EvCC Counselors can assist with career counseling,



academic/educational counseling, advising, and referral to community mental health resources.

Library: 425-388-9353 (checkout) and 425-388-9354 (reference assistance) Information and services to support research and learning including books, media materials, and databases. Librarians assist students in locating information and developing research skills.

Tutoring Center: 425-388-9356 Free academic/tutorial support with course material, study skills, time management, and preparation for exams

Writing Center: 425-388-9406 Peer writing assistants offer feedback, methods for editing, polishing work.