



## Visual Foundations and Design

Everett Community College

Course Syllabus

Class Number: ART 110. 34969

Credits/Units: 5

Dates: 01/03/2023 - 03/17/2023

Class Time and Meetings: Online Course

Instructor: Ayad Almissouri (he/him)

Quarter: Winter 2023

Office Location: Whitehorse (WHI) 320A

Office Hours: Thursdays 06:00am to 08:30pm via Zoom

Email: [aalmissouri@everettcc.edu](mailto:aalmissouri@everettcc.edu)

Website: [www.ayadalmissouri.com](http://www.ayadalmissouri.com)

### Course Description:

Introduction to visual communication applying the elements and organizing principles of design as points of departure for expression and critical thinking. Analysis of visual language used in personal, cultural and social contexts. Traditional and digital applications integrated throughout coursework and faculty guided assignments. Introduction to ideation techniques used in creative problem solving. Students will explore how to solve visual problems through the art making process, establishing a solid understanding of the elements of principles of design. Students will not be required to take a mid-term or final examination for this course. This class is a fully online studio base course, (with periodic virtual live Zoom meetings, that are completely optional), meaning that our class will be held online with asynchronous sessions via Canvas.com and live via Zoom conferencing that students are recommended to attend at the specific date/time noted in the schedule.

**Course Prerequisites:** None

**Required Textbook:** None

**Recommended Textbooks:**

- Principles of Two-Dimensional Design, by Wucius Wong
- Remixing and Drawing: Sources, Influences, Styles, by Ellen Mueller
- Art Fundamentals: Theory and Practice, by Otto G. Ocvirk

**Student Learning Objectives:**

- Upon successful completion of this course, students will be able to:
- Analyze visual communication across media applying personal, cultural and social context verbally and in writing.
- Describe and interpret the design elements and organizing principles of visual art verbally and in writing.



- Manipulate the elements and principles of visual design utilizing traditional and digital media.
- Critically evaluate the use of visual elements, principles and composition as an interaction between form and content.
- Produce a body of work that integrates creative problem solving techniques and processes.
- Explore the definition and role of art, design, aesthetics and the creative process.
- Examine and identify how design fundamentals are employed in the professional world.

### **Online Attendance and Participation:**

Online attendance is not required at each class meeting. However, all scheduled Zoom critique dates throughout the quarter are required for online attendance. Meaning that students must be present during the live Zoom critique dates presented on the “Course Calendar”. Remember to review the scheduled Zoom dates on the “Course Calendar”, before submitting your assignments on Canvas.com. Also not attending the Zoom meetings does not relieve a student of the responsibility for work covered or assigned. If students need additional help during or after class, please let me know beforehand, and not a day before the scheduled critique dates.

### **Zoom.com Introduction:**

Link: <https://www.youtube.com/watch?v=yd59CPQjVaA>

### **Canvas.com Introduction:**

[https://www.youtube.com/watch?v=Zk\\_u6cVpgHU](https://www.youtube.com/watch?v=Zk_u6cVpgHU)

### **Projects/Assignments:**

All Project/Assignments given during the quarter are due on the designated day. Late work will be lowered one full letter grade for each class period after the assigned due date. Any excused circumstances will be considered on an individual basis. Please make sure to submit your completed work on Canvas.com before the assigned critique date.

### **Sketchbooks (Optional, but highly Recommended):**

During the beginning of the quarter students should purchase a sketchbook at the Blick Art Materials store, or any other retailer. As a part of your creative process, I would highly recommend purchasing a sketchbook for the quarter to help create sketches, create color swatches, collect photographic references, etc. Remember sketchbooks will not be graded as a part of your overall final grade.

### **Critiques/Presentations:**

During the quarter I will assign critique dates to present as a group. Critiques will be conducted through Zoom link which I will provide as an email/announcement through Canvas.com indicating when critiques will be presented. Students are expected to fully participate in scheduled group critiques. All assigned work must be completed for consideration in critiques. Incomplete artwork will not be accepted and will affect final letter grades. Time will be selected



for adjustments between critiques and final due dates. Informal, small group critiques will be held periodically throughout the quarter to help familiarize students with the process of critical analysis, developing how to verbally communicate terms and information introduced in the classroom.

**Critique Format:** *(Here are some questions you might want to talk about before you present your artwork)*

1. Discuss your process from start to finish, was your first initial idea clear or did it change during your process?
2. What sort of ideas were you thinking about, and how did you go about researching your photographic reference? And where?
3. How do you feel about your work now; would you make any changes? You may ask questions for suggestions or to bounce off ideas.
4. How constructive was the criticism from your instructor and students when discussing your work, did the feedback help your perspective on your artwork?
5. When self-reflecting back on your work, would you have chosen a different direction or solution?

**Course Requirements:**

To accomplish the learning outcomes of this course, students are required to

- Attend and participate in online class lectures and activities.
- Participate in individual and group critiques.
- Complete all assigned projects/assignments during the course of the quarter, which may include outside homework.

**Course Evaluation and Grading:** Course grades will be assigned on the basis of 100% distributed as follows:

- Project 1: Illusion of Depth and Perspective- 15%
- Project 2: Golden Section/Ratio, Fibonacci Sequence and Balance Letter Type- 15%
- Project 3: Figure/Ground, Positive/Negative, Notan- 15%
- Project 4: Texture, Pattern, Emphasis, Focal Point- 15%
- Project 5: Value and Balance-15%
- Project 6: Color Theory Additive, Subtractive RYB, RGB, CMYK, Color Space, Color Wheel and Gray Scale-15%
- Online Zoom Attendance and Participation- 10%

**Grading Scale:**

Grade:	Scale:	GPA
A	94-100%	4.0
A-	90-93.0%	3.70
B+	87-89.9%	3.30



B	84-86.9%	3.00
B-	80-83.9%	2.70
C+	77-79.9%	2.30
C	74-76.9%	2.0
C-	70-73.9%	1.70
F	0-69.9%	0.0

### **Academic Misconduct:**

Within any academic environment, students are responsible for their own academic achievements which may include integrity, honesty, respect, accountability, and responsibility. Students who submit someone else's work as your own without acknowledgement, copying or attempt to copy other students work of art during an assignment, collaborating with another individual person without prior approval from the instructor is considered cheating/plagiarism. Students are always expected to conduct themselves with civility and respect, any misconduct and or dishonesty will not be tolerated. If your instructor discovers any work that has been plagiarized from a different source or has been discussed during the critique as their own, you will automatically receive a "F letter grade" for the assignment and will fail the entire course.

### **Tips and guidelines on documenting your artwork:**

Here are some helpful tips and guidelines on photographing your thumbnail sketches, in-progress, and completed work.

Check out these videos for more helpful tips:

- <https://www.afrrart.com/blog/documenting-artwork-iphone>
- [How to photograph your art](#)

### **Tips and Guidelines #2: Uploading Digital Files to Canvas and Converting document/image files to PDF.**

Here are some tips and guidelines on uploading digital files to Canvas:

- When uploading image files, please make sure that your images are in JPG, JPEG, PNG, or PDF format.
- When uploading document or text files, please use PDF, Docs, Docx, or PowerPoint format. If you are using Google docs, please make sure your file is saved as PDF or Docx and make an attachment of the saved file to Canvas. In other words, please do not copy/paste Google Docs LINK directly to Canvas.

Below links are some options for one's phone that transform a photo into a PDF. The one that should work with the smartphone version of Outlook (Your school email using Office365) is called Office Lens. You can sign in and use this one with your school email, pretty easily. Another is called Genius Scan; I've been using it successfully for many years now and it is the BEST app for transforming a photo or multiple photos into a PDF on your smartphone or tablet.



I highly recommend this one. You can download it through this link: <https://thegrizzlylabs.com/genius-scan>

**Here's how to download Office Lens for iPhones:**

- <https://apps.apple.com/us/app/microsoft-office-lens-pdf-scan/id975925059> (Links to an external site.) for Android phones:
- [https://play.google.com/store/apps/details?id=com.microsoft.office.officelens&hl=en\\_US](https://play.google.com/store/apps/details?id=com.microsoft.office.officelens&hl=en_US) (Links to an external site.) Here's how Office Lens works: <https://support.office.com/en-us/article/office-lens-for-windows-577ec09d-8da2-4029-8bb7-12f8114f472a> (Links to an external site.) I hope this info helps, and please do not hesitate to contact me via Canvas messaging, if you have any concerns or questions

**Course Calendar:**

**Week One:** Thursday January 05, 2023 / Zoom Meeting Time: 6:00pm to 8:30pm.

- First Week of Winter 2023 Quarter.
- Informal Introduction to the course, review course syllabus and discuss supply list and assignments.

**Week Two:** Thursday January 12, 2023 / Zoom Meeting Time: 6:00pm to 8:30pm.

- Discussion and Lecture on Project 1: Illusion of Depth and Perspective
- Review handout and video demonstrations available on Modules tab on Canvas.com
- Homework Assigned: Complete Project 1 before due date.

**Week Three:** Thursday January 19, 2023 / Zoom Meeting Time: 6:00pm to 8:30pm.

- Discussion and Lecture on Project 2: Project 2 Golden Section/Ratio, Fibonacci Sequence, Pattern and Type.
- Review handout and video demonstrations available on Modules tab on Canvas.com
- Homework Assigned: Complete Project 2 before due date.

**Week Four:** Thursday January 26, 2023 / Zoom Meeting Time: 6:00pm to 8:30pm.

- Final Group Critique: Submit Project 1 and 2 to Instructor on Canvas before the critique due date.
- Scheduled Live Zoom **Critique for Project 1 and 2, January 26, 2023 at 6:00pm**

**Week Five:** Thursday February 02, 2023 / Zoom Meeting Time: 6:00pm to 8:30pm.

- Discussion and Lecture on Project 3: Figure/Ground, Positive/Negative, Notan
- Review handout and video demonstrations available on Modules tab on Canvas.com
- Homework Assigned: Complete Project 3 at before due date

**Week Six:** Thursday February 09, 2023 / Zoom Meeting Time: 6:00pm to 8:30pm.

- Discussion and Lecture on Project 4: Texture, Emphasis, Focal Point
- Review handout and video demonstrations available on Modules tab on Canvas.com
- Homework Assigned: Complete Project 4 at before due date.



**Week Seven:** Thursday February 16, 2023 / Zoom Meeting Time: 6:00pm to 8:30pm.

- Final Group Critique: Submit Project 3 and 4 to Instructor on Canvas before the critique due date.
- Scheduled Live Zoom **Critique for Project 3 and 4, February 16, 2023 at 6:00pm**

**Week Eight:** Thursday February 22, 2023 / Zoom Meeting Time: 6:00pm to 8:30pm.

- Discussion and Lecture on Project 5: Value and Balance
- Review handout and video demonstrations available on Modules tab on Canvas.com
- Homework Assigned: Complete Project 5 at before due date.

**Week Nine:** Thursday March 02, 2023 / Zoom Meeting Time: 6:00pm to 8:30pm.

- Final Group Critique: Submit Project 5 to Instructor on Canvas before the critique due date.
- Scheduled Live Zoom **Critique for Project 5, March 16, 2023 at 6:00pm**

**Week Ten:** Thursday March 09, 2023 / Zoom Meeting Time: 6:00pm to 8:30pm.

- Discussion and Lecture on Project 6: Color Theory Additive, Subtractive RYB, RGB, CMYK, Color Space, Color Wheel and Gray Scale
- Review handout and video demonstrations available on Modules tab on Canvas.com
- Homework Assigned: Complete Project 6 at before due date.

**Week Eleven:** Thursday March 16, 2023 / Zoom Meeting Time: 6:00pm to 8:30pm.

- Final Group Critique: Submit Project 6 to Instructor on Canvas before the critique due date.
- Scheduled Live Zoom **Critique for Project 6, March 16, 2023 at 6:00pm**

Art Supplies:

Supplies should be acquired immediately and students should come to the next class session prepared to work. Students are expected to have all necessary supplies for the first week of class. Exceptions due to extenuating circumstances may be considered on an individual basis. Additional supplies may be required, and asked for in advance, throughout the course of the quarter. Students may be asked to leave class to acquire adequate materials past the second full week of classes.

**The Artful Touch Store** (Kits may be shipped to your home or are available for curbside pick-up).

Location: 12437 116th Ave NE Kirkland, WA 98034 (425) 823-2336








Link: <https://anartfultouch.com/almissouri-110-visual-foundations-and-design-winter-2023-1/>





Link: <https://anartfultouch.com/kits/everett-community-college/>

Art Supply Stores:

- Dick Blick / Location: 1600 Broadway Seattle, WA 98122 / Contact: 206-324-0750

- Artists and Craftsman Supply / Location: 4350 8th Ave NE, Seattle, WA / Contact: 206-545-0091

Items:	Quantity:	Image:
18" Stainless Steel Cork Backed Ruler -Blick Link: <a href="https://www.dickblick.com/items/blick-stainless-steel-ruler-18-cork-backed/">https://www.dickblick.com/items/blick-stainless-steel-ruler-18-cork-backed/</a> -Amazon Link: <a href="https://www.amazon.com/Breman-Precision-Stainless-Steel-Single/dp/B01884OU0U">https://www.amazon.com/Breman-Precision-Stainless-Steel-Single/dp/B01884OU0U</a>	1	
AA-Fine Tip Scissors 5" -Blick Link: <a href="https://www.dickblick.com/items/fiskars-scissors-5-pointed/">https://www.dickblick.com/items/fiskars-scissors-5-pointed/</a> -Amazon Link: <a href="https://www.amazon.com/Art-Advantage-ART-885-Micro-Scissor/dp/B0027A7BLM">https://www.amazon.com/Art-Advantage-ART-885-Micro-Scissor/dp/B0027A7BLM</a>	1	
Sharpie Twin Tip Black -Blick Link: <a href="https://www.dickblick.com/items/sharpie-twin-tip-marker-black/">https://www.dickblick.com/items/sharpie-twin-tip-marker-black/</a> -Amazon Link: <a href="https://www.amazon.com/Sharpie-Permanent-Markers-Ultra-Fine-32175PP/dp/B00L3Y27N0">https://www.amazon.com/Sharpie-Permanent-Markers-Ultra-Fine-32175PP/dp/B00L3Y27N0</a>	1	
Sharpie Chisel Tip Black -Blick Link: <a href="https://www.dickblick.com/items/sharpie-chisel-tip-marker-black/">https://www.dickblick.com/items/sharpie-chisel-tip-marker-black/</a> -Amazon Link: <a href="https://www.amazon.com/Sharpie-38201-Permanent-Markers-Chisel/dp/B00006IFI9">https://www.amazon.com/Sharpie-38201-Permanent-Markers-Chisel/dp/B00006IFI9</a>	1	
Elmer's Extra Strength Glue Stick -Blick Link: <a href="https://www.dickblick.com/products/elmers-washable-school-glue-sticks/">https://www.dickblick.com/products/elmers-washable-school-glue-sticks/</a> -Amazon Link: <a href="https://www.amazon.com/Elmers-All-Purpose-Stick-Single-E511/dp/B000H5OUPE">https://www.amazon.com/Elmers-All-Purpose-Stick-Single-E511/dp/B000H5OUPE</a>	1	
Helix Locking Compass and Protractor -Blick Link: <a href="https://www.dickblick.com/products/helix-safety-compass/?clickTracking=true&amp;wmcp=pla&amp;wmcid=items&amp;wmckw=55737-1007&amp;gclid=CjwKCAiA2fmdBhBpEiwA4CcHzTFPhUjgpi0boUmfbvbuWz28yQ8vYLbrsGKxMpD25ABRUqUANr1kWxoCh1MQAvD_BwE">https://www.dickblick.com/products/helix-safety-compass/?clickTracking=true&amp;wmcp=pla&amp;wmcid=items&amp;wmckw=55737-1007&amp;gclid=CjwKCAiA2fmdBhBpEiwA4CcHzTFPhUjgpi0boUmfbvbuWz28yQ8vYLbrsGKxMpD25ABRUqUANr1kWxoCh1MQAvD_BwE</a> -Amazon Link: <a href="https://www.amazon.com/Helix-Universal-Protractor-Assorted-18803/dp/B001TJ9GHY">https://www.amazon.com/Helix-Universal-Protractor-Assorted-18803/dp/B001TJ9GHY</a>	1	
Tempera Liquid Paint Classic 6 Color Set, 2oz. -Blick Link: <a href="https://www.dickblick.com/items/blick-premium-grade-tempera-primary-set-of-6-4-oz/">https://www.dickblick.com/items/blick-premium-grade-tempera-primary-set-of-6-4-oz/</a> -Amazon Link: <a href="https://www.amazon.com/PRO-ART-2-Ounce-Tempera-Regular/dp/B0027AAO70">https://www.amazon.com/PRO-ART-2-Ounce-Tempera-Regular/dp/B0027AAO70</a>	1	

<p>Real Value Princeton 9125 (includes #2 Round; #4 Shader; #8 Shader; 3/4" Wash)          -Blick Link: <a href="https://www.dickblick.com/items/princeton-real-value-brush-set-9125-white-taklon-short-handle-set-of-4/">https://www.dickblick.com/items/princeton-real-value-brush-set-9125-white-taklon-short-handle-set-of-4/</a>          -Amazon Link: <a href="https://www.amazon.com/Princeton-Value-Short-Handled-9125/dp/B0041SB4ZC">https://www.amazon.com/Princeton-Value-Short-Handled-9125/dp/B0041SB4ZC</a></p>	<p>1</p>	
<p>X-Acto Knife w/5 blades          -Blick Link: <a href="https://www.dickblick.com/products/x-acto-1-knife/?clickTracking=true&amp;wmcp=pla&amp;wmcid=items&amp;wmckw=57445-1101&amp;gclid=CjwKCAiA2fmdBhBpEiwA4CcHzdy3n272SSHzSUOGwsJ7nCzOH7IstGUZI-AH2gtXfHRoQQDbADeQRoC9iEQAvD_BwE">https://www.dickblick.com/products/x-acto-1-knife/?clickTracking=true&amp;wmcp=pla&amp;wmcid=items&amp;wmckw=57445-1101&amp;gclid=CjwKCAiA2fmdBhBpEiwA4CcHzdy3n272SSHzSUOGwsJ7nCzOH7IstGUZI-AH2gtXfHRoQQDbADeQRoC9iEQAvD_BwE</a>          -Amazon Link: <a href="https://www.amazon.com/Xacto-X3311-Precision-Knife-Blades/dp/B0000DD1N4">https://www.amazon.com/Xacto-X3311-Precision-Knife-Blades/dp/B0000DD1N4</a></p>	<p>1</p>	
<p>14x17 Vellum Bristol Pad          -Blick Link: <a href="https://www.dickblick.com/items/blick-bristol-pad-14-x-17-smooth-15-sheets/">https://www.dickblick.com/items/blick-bristol-pad-14-x-17-smooth-15-sheets/</a>          -Amazon Link: <a href="https://www.amazon.com/Strathmore-342-114-Bristol-Vellum-Sheets/dp/B0027ACP1I">https://www.amazon.com/Strathmore-342-114-Bristol-Vellum-Sheets/dp/B0027ACP1I</a></p>	<p>1</p>	
<p>Paint Palette w/cover          -Blick Link: <a href="https://www.dickblick.com/products/plastic-10-well-paint-tray/?clickTracking=true&amp;wmcp=pla&amp;wmcid=items&amp;wmckw=03068-1010&amp;gclid=CjwKCAiA2fmdBhBpEiwA4CcHzWZ_Y_8ZlgoG52o9m9GEuAwiErG3Z7AaCYYaHID4TMIPiil2hJIEthoC0QEQAyD_BwE">https://www.dickblick.com/products/plastic-10-well-paint-tray/?clickTracking=true&amp;wmcp=pla&amp;wmcid=items&amp;wmckw=03068-1010&amp;gclid=CjwKCAiA2fmdBhBpEiwA4CcHzWZ_Y_8ZlgoG52o9m9GEuAwiErG3Z7AaCYYaHID4TMIPiil2hJIEthoC0QEQAyD_BwE</a>          -Amazon Link: <a href="https://www.amazon.com/Heritage-Arts-WPC10-Palette-Cover/dp/B00E1XHGMW?source=ps-sl-shoppingads-lpcontext&amp;ref=fpf&amp;psc=1&amp;smid=AFAGM2K2OIRAD">https://www.amazon.com/Heritage-Arts-WPC10-Palette-Cover/dp/B00E1XHGMW?source=ps-sl-shoppingads-lpcontext&amp;ref=fpf&amp;psc=1&amp;smid=AFAGM2K2OIRAD</a></p>	<p>1</p>	

Support for Students:

Students are encouraged to read the Student Rights and Responsibilities Handbook to be aware of their full scope of rights. Here are a few policies and student support services that are useful for you to know.

**Academic Grievance Procedure:** If a student has evidence that they have been: Unfairly treated in matters related to grading, course policies or expectations; falsely accused of cheating; or inappropriately penalized for alleged cheating; they may be said to have an academic grievance. Students can approach any member of the campus community whom they trust for guidance on following the formal and informal academic grievance procedures.

**Accessibility:** In accordance with the Americans with Disabilities Act Policy, EvCC is committed to ensuring that classes are accessible to all students, including those with visible and invisible disabilities. If at any point a student is not able to access the space, content, or experience of a course they should contact the Center for Disability Services (425-388-9272, or [cds@everettcc.edu](mailto:cds@everettcc.edu)).





**Basic Needs:** It can be challenging to do your best in class if you have trouble meeting basic needs like safe shelter, sleep, or nutrition. EvCC's food pantry is available for walk-ins and by appointment. Student Emergency Assistance Grants are also available for unexpected emergencies.

**Civility:** As outlined in the campus civility statement, Everett Community College is committed to providing a safe learning and working environment. The expectation is that all students will conduct themselves in a civil, respectable and appropriate manner as a responsible member of the college community. The Student Rights and Responsibilities Handbook identifies and describes college expectations, students' rights, and outlines the process for resolving disciplinary matters, including Student Code of Conduct violations. The provisions of the Student Code of Conduct apply to all students whenever they are on the college campus, in college housing, or engaged in college-sponsored activities and functions.

**Faith and Conscience Leave:** Everett Community College students are entitled to two days of excused absences per academic year (summer quarter through the end of spring quarter) for reasons of faith or conscience or for organized activities conducted under the auspices of a religious denomination, church, or religious organization. Such absences must be requested in writing within the first two weeks of the class or the first week for a late start class and may not incur additional fees for students.

**Help with Technology:** For help with Canvas, Panopto, or Zoom, contact eLearning at [elearning@everettcc.edu](mailto:elearning@everettcc.edu) or visit the eLearning website. For help with logins, passwords, and email, contact IT at [helpdesk@everettcc.edu](mailto:helpdesk@everettcc.edu) or visit the IT help desk website.

**Non-Discrimination Statement:** Everett Community College does not discriminate based on, but not limited to, race, color, national origin, citizenship, ethnicity, language, culture, age, sex, gender identity or expression, sexual orientation, pregnancy or parental status, marital status, actual or perceived disability, use of service animal, economic status, military or veteran status, spirituality or religion, or genetic information in its programs, activities, or employment. The Title IX Coordinator has been designated to handle inquiries regarding nondiscrimination policies and can be reached at 2000 Tower Street, Everett, WA 98201, [TitleIXCoordinator@everettcc.edu](mailto:TitleIXCoordinator@everettcc.edu), or 425-388-9271. For more information on reporting and procedures, see EvCC's Discrimination and Harassment Policy.

**Title IX Policy and Procedure:** As outlined in EvCC's Title IX Policy, the college recognizes its responsibility to investigate, resolve, implement corrective measures, and monitor the educational environment and workplace to stop, remediate, and prevent discrimination on the basis of sex, as required by Title IX of the Educational Amendments of 1972, Title VII of the Civil Rights Act of 1964, the Violence Against Women Reauthorization Act, and Washington State's Law Against Discrimination, and their implementing regulations. As outlined in the Title IX Procedure, any employee, student, applicant, or visitor who believes that they have been the



subject of Sexual Harassment should report the incident or incidents to Everett Community College's Title IX Coordinator: [titleixcoordinator@everettcc.edu](mailto:titleixcoordinator@everettcc.edu) or 425-388-9271.

**Counseling and Student Success:** 425-388-9263 College is an exciting and unique time in our lives. It can also bring a great deal of stress from things like family problems, academic expectations, financial responsibilities and relationships. It is important that we all take care of ourselves and that we know where to turn for help. Please know that there are resources available right here on our campus. EvCC Counselors can assist with career counseling, academic/educational counseling, advising, and referral to community mental health resources.

**Library:** 425-388-9353 (checkout) and 425-388-9354 (reference assistance) Information and services to support research and learning including books, media materials, and databases. Librarians assist students in locating information and developing research skills.

**Tutoring Center:** 425-388-9356 Free academic/tutorial support with course material, study skills, time management, and preparation for exams

**Writing Center:** 425-388-9406 Peer writing assistants offer feedback, methods for editing, polishing work.